

# Accessible Online Videos



Captions



Audio description



Sign language



# EU directive on Web Accessibility

- Public sector videos must have accessibility features from **September 23, 2020.**
  - Captions
  - Audio descriptions
  - Text version
  - Sign language





**Plan for accessibility**



# Plan the video



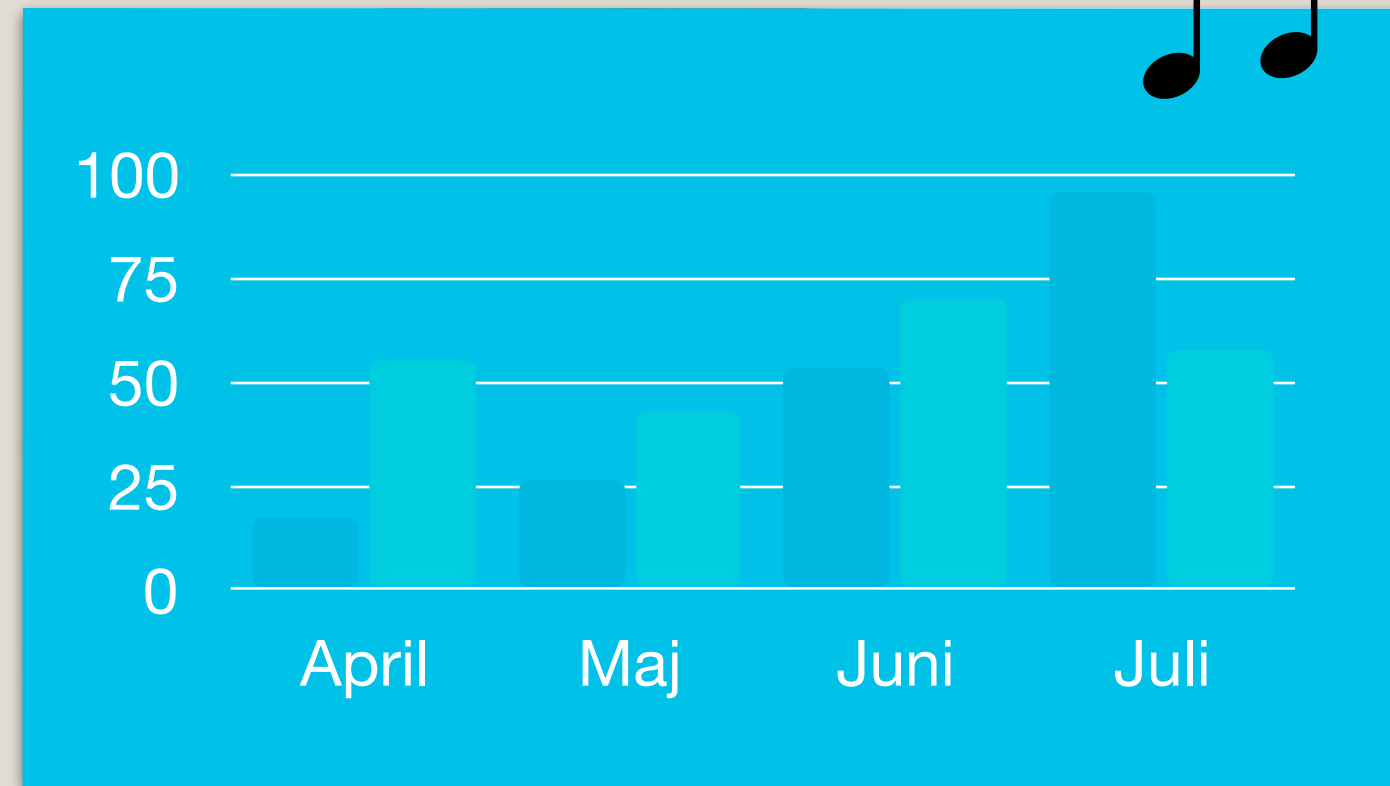
Accessibility in the video



Accessibility in the video player



# Plan the video



- Use enough contrast (colours & music)

# Accessibility in the video



# Plan the video

What do you think?



Yes




No

- Use enough contrast (colours & music)
- Use colours with additional information

Accessibility in the video



# Plan the video



- Use enough contrast (colours & music)
- Use colours with additional information
- Flashing lights can cause seizures

## Accessibility in the video



# Plan the video



- Use enough contrast (colours & music)
- Use colours with additional information
- Flashing lights can cause seizures
- Use solid backgrounds

## Accessibility in the video

# Plan the video



- Use enough contrast (colours & music)
- Use colours with additional information
- Flashing lights can cause seizures
- Use solid backgrounds
- Tell the story in chronological order

## Accessibility in the video



# Plan the video



- Use enough contrast (colours & music)
- Use colours with additional information
- Flashing lights can cause seizures
- Use solid backgrounds
- Tell the story in chronological order
- Make room for AD and Captions

## Accessibility in the video

# Plan the video



- Use enough contrast (colours & music)
- Use colours with additional information
- Flashing lights can cause seizures
- Use solid backgrounds
- Tell the story in chronological order
- Make room for AD and Captions
- Placement of content

## Accessibility in the video



# Plan the video



Accessibility in the video player

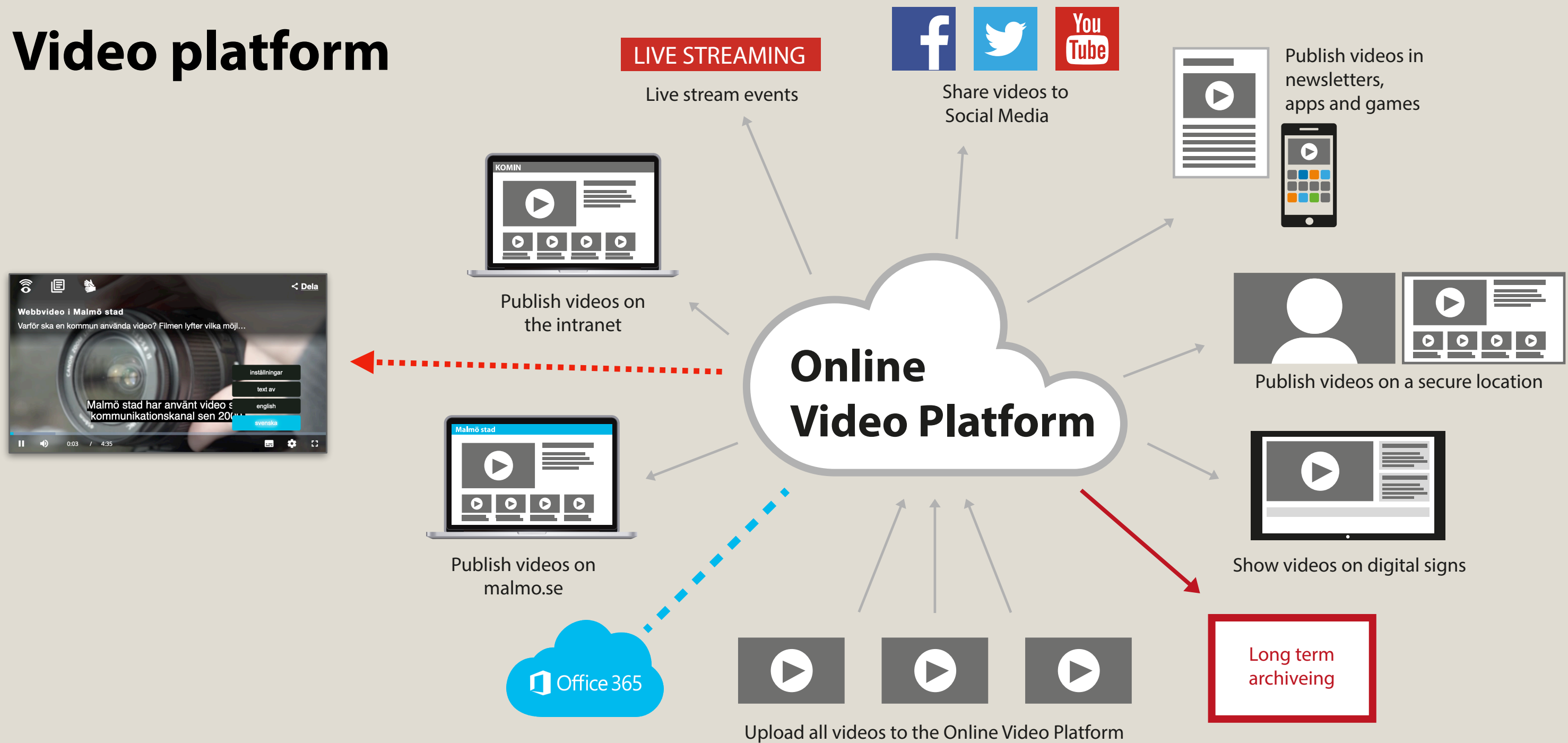
# Plan the video

The screenshot shows a video player interface. At the top left, three icons are circled with a dashed red line: a Wi-Fi symbol, a document icon, and a hand icon. Red arrows point from these icons to labels on the left: 'Audio Description' (pointing to the Wi-Fi icon), 'Text version' (pointing to the document icon), and 'Sign Language' (pointing to the hand icon). A red arrow also points from the top right of the video player to the label 'Accessibility bar'. The video player itself shows a video titled 'Webbvideo i Malmö stad' with a subtitle 'Malmö stad har använt video s kommunikationskanal sen 200...'. A settings menu is open on the right, showing options: 'inställningar', 'text av', 'english', and 'svenska'. The video player controls at the bottom show a play button, volume icon, and a progress bar at 0:03 / 4:35.

## Accessibility in the video player



# Video platform







**Thanks for listening!**

[mikael.hellman@malmo.se](mailto:mikael.hellman@malmo.se)